



HolbyMonitor

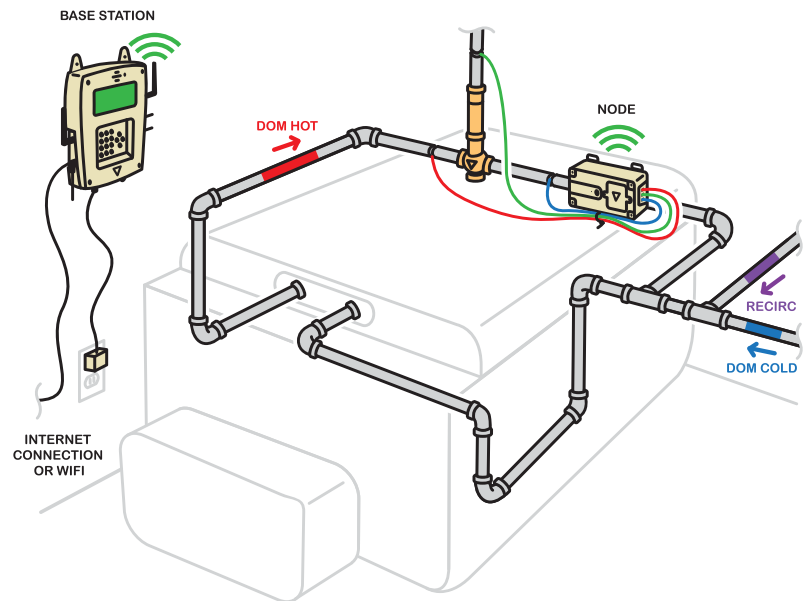
Our Tech-Savvy Temperature Tracking System GIVES YOU INVALUABLE DATA

INTRODUCING THE HOLBYMONITOR

The HolbyMonitor tracks domestic hot water temperatures continuously.

The HolbyMonitor displays the tempered hot water temperature and will transmit an ALERT message if water temperatures exceed custom-selected temperature limits. ALERT messaging can be sent to multiple recipients via text message and/or email.

Monitoring the tempering valve outlet water temperature is important, however monitoring the valve hot and cold inlet water temperatures provides valuable information about the overall domestic hot water system. This information will allow us to detect a failed hot water recirculation pump, overheated cold water lines and failed boilers and hot water heaters.



FEATURES & SPECIFICATIONS

- ▼ Communications between the Base Station and the Temperature Sensor Unit are self-connecting and auto reconnecting on a Zigbee AES128 encrypted network.
- ▼ Base Station display is back-lit with 1/2" high x 1/4" wide characters
- ▼ System software can be updated via over-the-air protocol.
- ▼ Multiple Temperature Sensor Units can communicate with each Base Station. Up to four Base Stations can operate from a specific location.
- ▼ Cloud connectivity allows web-based configuration of alarm and system monitoring. Optional Smart Phone/App can also be used to configure alarms and monitor conditions.
- ▼ Temperature Sensor Unit includes "Smart" communication logic to extend battery life and "Wire Break" logic to identify broken or unplugged sensors.
- ▼ WiFi security uses TLS encryption, end-to-end.
- ▼ Industrial memory holds off-line data logs with a 3-month rolling window.





GENERAL

Connectivity	WiFi (802.11n); Zigbee (802.15.4); Ethernet 10/100T TLS end-to-end encryption
App Compatibility/Hardware	iPhone 5S and newer/iPad 3 and newer Android mobile devices
App Compatibility/Software	iOS 9 or newer required/ Android 4.4 or newer required
Standards	FCC Title 47, Part 15, Subpart B

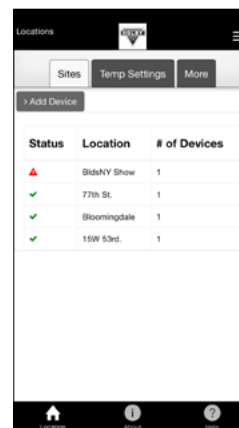
OPERATING SPECS

Sensor Type	Platinum RTD, PT1000
Node Dimensions	9.5" x 5.5" x 2" (241 mm x 140 mm x 51 mm)
Node Weight	3.3 lbs. (1.5 kg) 8.6" x 12.5" x 2" (219 mm x 318 mm x 51 mm)
Base Station Weight	2.1 lbs. (.95 kg) (without power cord)
Temperature Measurement Accuracy	± 1.8°F / ± 1.0°C
Resolution	0.1°F / 0.1°C
Temperature Range	
Ambient Operating	-4°F to 140°F (-20°C to 60°C)
Storage (w/o Battery)	-4°F to 140°F (-20°C to 60°C)
Sensor surface	-40°F to 230°F (-40°C to 110°C)
Material	
Body/Battery Cap	ABS/Polycarbonate blend
Pipe Size	1" through 6", designed for sensor placement under insulation. Clamp may be necessary if sufficient contact is not made with pipe.
Power Supply	2 D-size batteries for node (optional 5V, 1A adapter); 12V, 3A adapter provided for Base Station.
Battery Life	5 years under normal operation schedule. (Results will vary depending on battery manufacturers and environmental conditions.)
Connected Sensor / Quantity	3 sensors per sensor module. Max 3 sensor nodes per base station, up to 4 base stations can be installed in same room.
Units of Measure	Temperature: °F

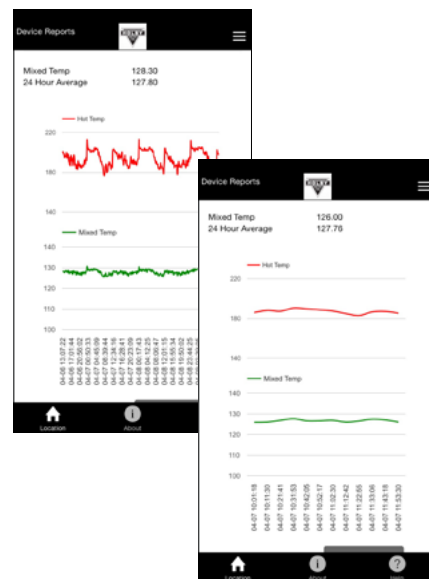
APP

Overview	The Holby Monitor is a native app; the App is installed and runs directly on the smart device. The web also supports same functionality as the App via Chrome or Safari Browser.
Zigbee/WiFi Connection	Sensor module connects to base station automatically WiFi configurable via app/web/local keypad.

The HolbyMonitor App brings your hot water data to you when you need it.



The HolbyMonitor App lists each site with immediate status indication.



The HolbyMonitor App provides simple temperature graphs of hot water and mixed water. Select various reports from 2 hours to 7 days as well as a custom date range.

